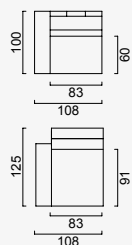


air cavalli relax

- Bed feature (DSS mechanism)
- Extended seats in depth (DSS mechanism)
- 35 density high-resilient seat foam
- HYPER sponge on the back
- Frame strengthened with ply-Wooden (10 year warranty compliance with European norms)
- Modular sturcture provides unlimited options
- Seating height 42 cm
- Sofa height 85 cm

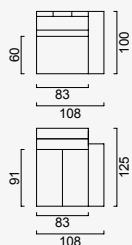


Arm Module (Left)



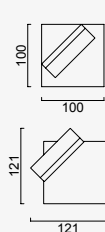
KG: 44,0 m²: 0,86

Arm Module (Right)



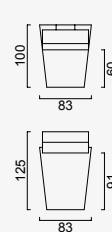
KG: 44,0 m²: 0,86

Corner Module



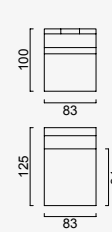
KG: 39,0 m²: 1,05

Inter Angled Module



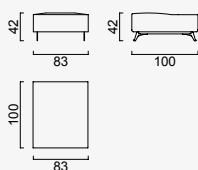
KG: 35,0 m²: 0,65

Inter Module



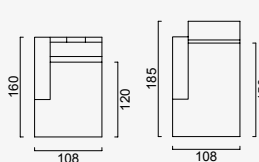
KG: 35,0 m²: 0,65

Inter Module Without Back



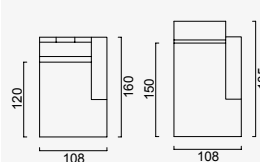
KG: 35,0 m²: 0,41

Relaxing Module (Left)



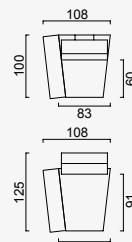
KG: 58,0 m²: 1,37

Relaxing Module (Right)



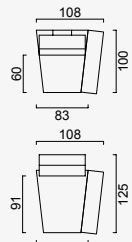
KG: 58,0 m²: 1,37

Angled Module (Left)



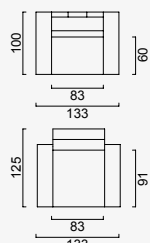
KG: 44,0 m²: 0,86

Angled Module (Right)



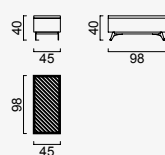
KG: 44,0 m²: 0,86

1.5 Sofa



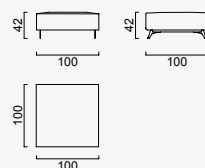
KG: 42,9 m²: 0,86

Inter Coffee Table Module



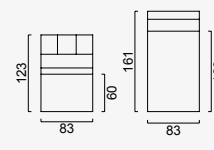
KG: 11,0 m²: 0,18

Pouf



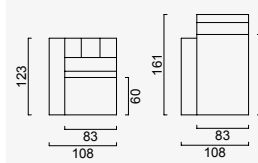
KG: 27,0 m²: 0,49

Lounge Inter Module



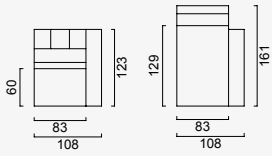
KG: 38,0 m²: 1,03

Lounge Arm Module (Left)

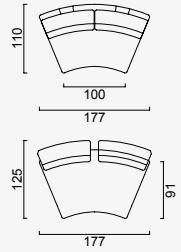


KG: 48,0 m²: 1,03

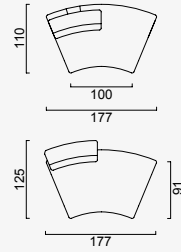
Lounge Arm Module (Right)



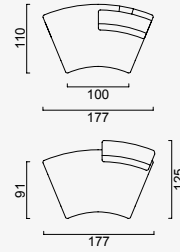
Inter C Module



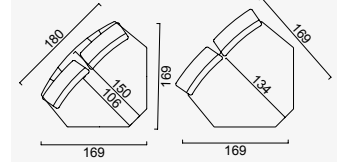
Arm C Module (Left)



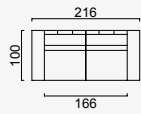
Arm C Module (Right)



Living Area Module

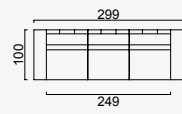


OPTION 1



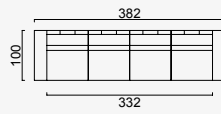
KG: 88,0 m²: 1,71

OPTION 2



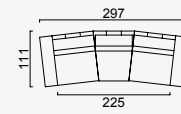
KG: 123,0 m²: 2,36

OPTION 3



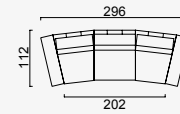
KG: 158,0 m²: 3,00

OPTION 4



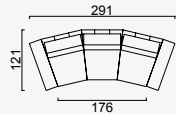
KG: 123,0 m²: 2,36

OPTION 5



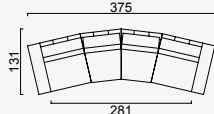
KG: 123,0 m²: 2,36

OPTION 6



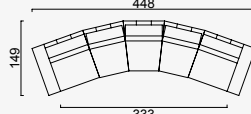
KG: 123,0 m²: 2,36

OPTION 7



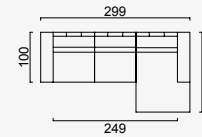
KG: 158,0 m²: 3,00

OPTION 8



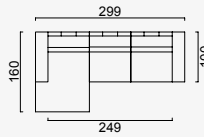
KG: 193,0 m²: 3,65

OPTION 9



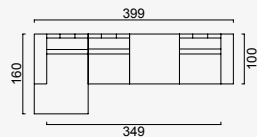
KG: 137,0 m²: 2,87

OPTION 10



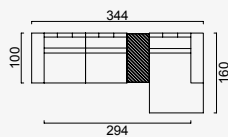
KG: 137,0 m²: 2,87

OPTION 17



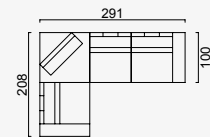
KG: 164,0 m²: 3,37

OPTION 27



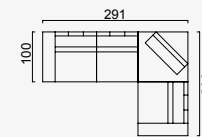
KG: 148,0 m²: 3,05

OPTION 18



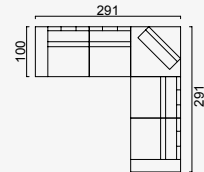
KG: 162,0 m²: 3,41

OPTION 19



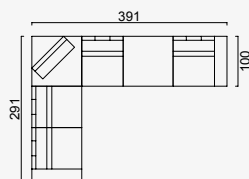
KG: 162,0 m²: 3,41

OPTION 20



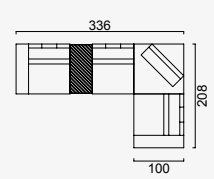
KG: 197,0 m²: 4,06

OPTION 21



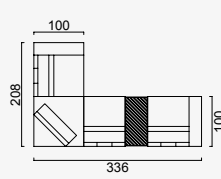
KG: 224,0 m²: 4,55

OPTION 29



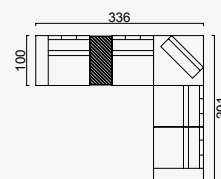
KG: 173,0 m²: 3,59

OPTION 32



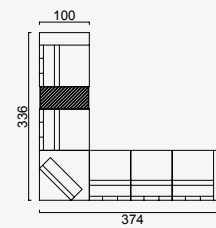
KG: 173,0 m²: 3,59

OPTION 33



KG: 208,0 m²: 4,23

OPTION 31



KG: 208,0 m²: 4,23

